



CE EN 60974-7

SPE 150

SPE 250

SPE 240

SPE 360



MIG GUN	CAPACITY X40%		WIRE DIAMETER
SPE 150	180A CO ₂	150A mixed gases	0.6 - 1.0 mm
SPE 250	230A CO ₂	200A mixed gases	0.8 - 1.2 mm
SPE 240	250A CO ₂	220A mixed gases	0.8 - 1.2 mm
SPE 360	320A CO ₂	290A mixed gases	0.8 - 1.6 mm

SPARTUS Easy MIG guns are designed with thought of highest convenience and comfort of work.

Ergonomic handle and moving ball joint allow to use torch in all operating positions.

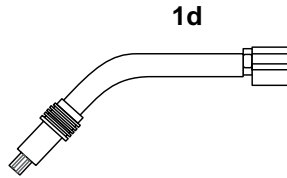
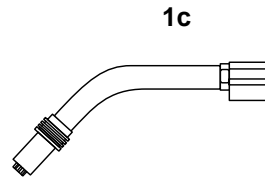
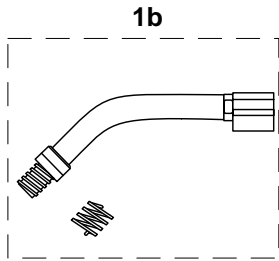
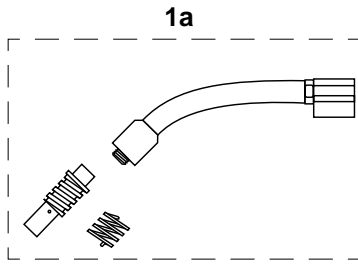
Special power cable - used in production let us low gun's weight to minimum.

SPARTUS Easy MIG gun were designed where light and simple solutions are required.

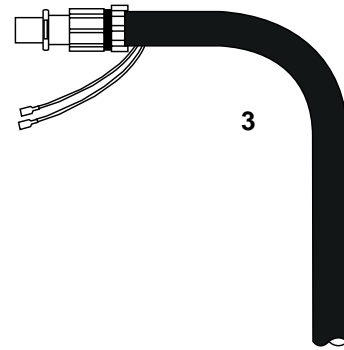
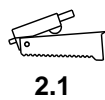
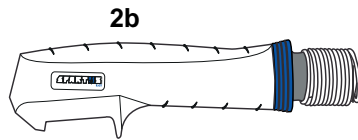
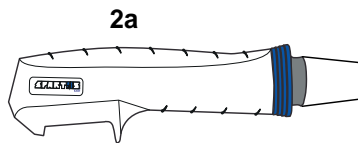
3 main advantages of SPARTUS Easy MIG guns:

- ★ Ergonomic handle.
- ★ Extremely flexible and light power cable.
- ★ Compliance of world standard.

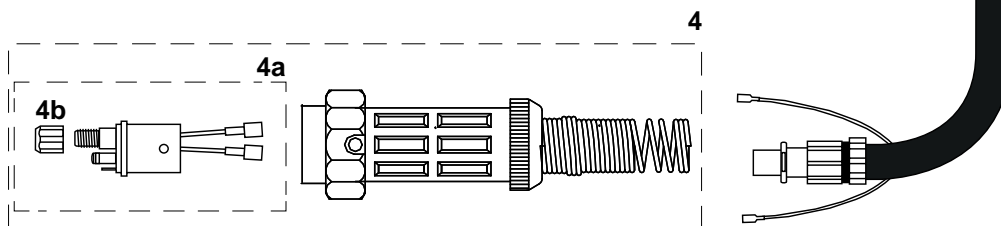
MIG GUNS - PARTS



NO.	CODE	DESCRIPTION	NO.	CODE	DESCRIPTION
1a	15-00-001	Torch 150 with contact tip holder	1c	24-00-001	Torch 240
1b	25-00-001	Torch 250 with spring	1d	36-00-001	Torch 360



NO.	CODE	DESCRIPTION
2.1	15-70-001	Orange microswitch (trigger)



NO.	CODE	DESCRIPTION	SPE 150	SPE 250	SPE 240	SPE 360	
2a	SP15-80-000E	Handle EASY with flex (without microswitch)	•				
2b	SP15-80-000	Handle EASY with spring (without microswitch)		•	•	•	
3	SPE15-94-300	Current - gas hose 3m EASY	•				
	SPE15-94-400	Current - gas hose 4m EASY					
	SPE15-94-500	Current - gas hose 5m EASY					
	SPE25-94-300	Current - gas hose 3m EASY		•	•		
	SPE25-94-400	Current - gas hose 4m EASY					
	SPE25-94-500	Current - gas hose 5m EASY					
	SPE36-94-300	Current - gas hose 3m EASY				•	
	SPE36-94-400	Current - gas hose 4m EASY					
	SPE36-94-500	Current - gas hose 5m EASY					
4	15-81-00E	EURO connector plug set EASY	•	•	•	•	
4a	15-81-100	EURO connector spring pins	•	•	•	•	
4b	15-81-109	Liner nut	•	•	•	•	

MIG GUNS - COMPLETE

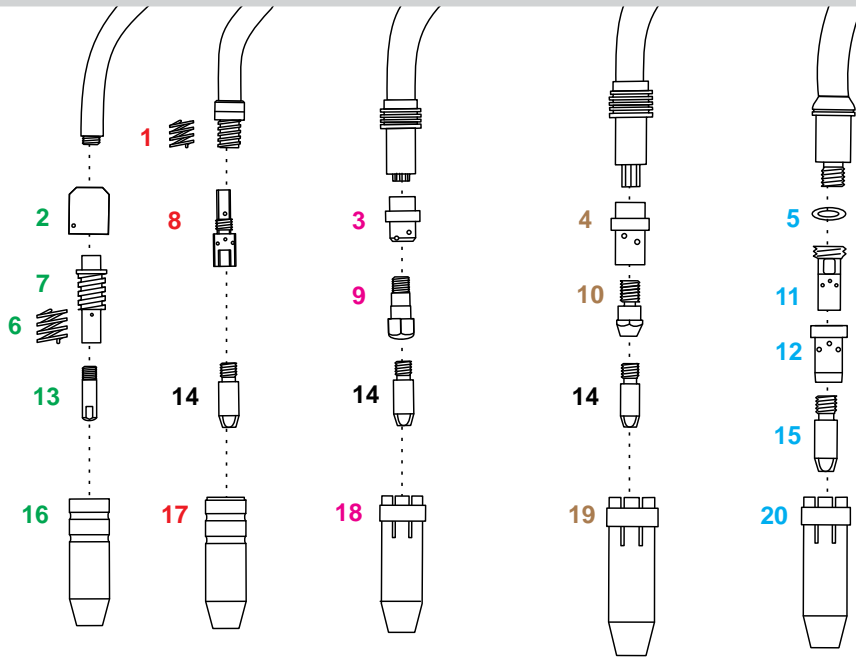
CODE	DESCRIPTION
SPE15-11-300	Handheld MIG gun EASY 150 set 3m
SPE15-11-400	Handheld MIG gun EASY 150 set 4m
SPE15-11-500	Handheld MIG gun EASY 150 set 5m

CODE	DESCRIPTION
SPE25-11-300	Handheld MIG gun EASY 250 set 3m
SPE25-11-400	Handheld MIG gun EASY 250 set 4m
SPE25-11-500	Handheld MIG gun EASY 250 set 5m

CODE	DESCRIPTION
SPE24-11-300	Handheld MIG gun EASY 240 set 3m
SPE24-11-400	Handheld MIG gun EASY 240 set 4m
SPE24-11-500	Handheld MIG gun EASY 240 set 5m

CODE	DESCRIPTION
SPE36-11-300	Handheld MIG gun EASY 360 set 3m
SPE36-11-400	Handheld MIG gun EASY 360 set 4m
SPE36-11-500	Handheld MIG gun EASY 360 set 5m

150 250 240/241 360 401/501



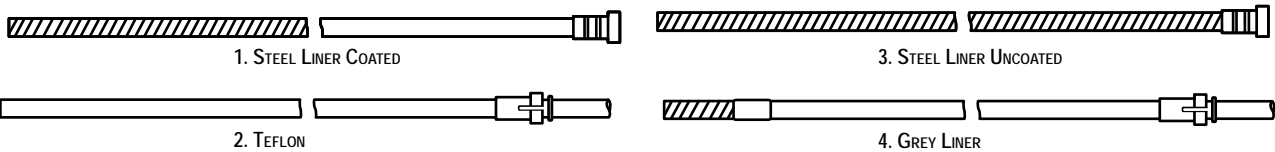
NO.	DESCRIPTION	CODE
1	Spring	25-31-006
2	Insulator ring	15-32-006
3	Ceramic gas diffuser	24-40-001
	White gas diffuser	24-41-001
	Black gas diffuser	24-42-001
	Silicone, red diffuser	24-44-001
4	Ceramic gas diffuser	36-40-001
	White gas diffuser	36-41-001
	Black gas diffuser	36-42-001
5	Insulator ring	51-31-001
6	Spring	15-31-006
7	Contact tip holder with spring	15-30-006
8	Contact tip holder M6	25-30-006
	Contact tip holder M8*	25-30-008
9	Contact tip holder M6	24-30-006
10	Contact tip holder M6	36-30-006
	Contact tip holder M8*	36-30-008
11	Contact tip holder M6**	51-30-006
	Contact tip holder M8	51-30-008
12	Ceramic gas diffuser	51-40-001
	White gas diffuser	51-41-001
	Black gas diffuser	51-42-001

* use with contact tips M8x30mm
** use with contact tips M6x28mm

NO.	CONTACT TIPS	WIRE DIAMETER [mm] / CODE								
		0,6	0,8	1,0	1,2	1,4	1,6	2,4	2,4	3,0
13	E-Cu	15-20-006	15-20-008	15-20-010	15-20-012	15-20-014	15-20-016	-	-	-
	E-Cu economic	-	15-20-008E	15-20-010E	15-20-012E	-	-	-	-	-
	E-Cu for Al	-	15-21-008	15-21-010	15-21-012	-	-	-	-	-
	CuCrZr	-	15-22-008	15-22-010	15-22-012	15-22-014	-	-	-	-
14	E-Cu	25-20-006	25-20-008	25-20-010	25-20-012	25-20-014	25-20-016	-	-	-
	E-Cu economic	-	25-20-008E	25-20-010E	25-20-012E	-	-	-	-	-
	E-Cu for Al	-	25-21-008	25-21-010	25-21-012	-	-	-	-	-
	CuCrZr	-	25-22-008	25-22-010	25-22-012	-	-	-	-	-
15	E-Cu	-	51-20-008	51-20-010	51-20-012	51-20-014	51-20-016	51-20-020	51-20-024	51-20-030
	E-Cu economic	-	51-20-008E	51-20-010E	51-20-012E	51-20-014E	51-20-016E	-	-	-
	E-Cu for Al	-	51-21-008	51-21-010	51-21-012	-	51-21-016	-	-	-
	CuCrZr	-	51-22-008	51-22-010	51-22-012	51-22-014	51-22-016	51-22-020	-	51-22-030

NO.	DESCRIPTION	DESCRIPTION / CODE		
		tight conical	conical	cylindrical
16	Gas nozzle	15-50-095	15-50-120	15-50-160
17	Gas nozzle	25-50-115	25-50-150	25-50-180
18	Gas nozzle	24-50-100	24-50-125	24-50-170
19	Gas nozzle	36-50-120	36-50-160	36-50-190
20	Gas nozzle	51-50-140	51-50-160	51-50-200

INSULATED STEEL LINER



NO.	DESCRIPTION	CODE					
		Length [m]	3,4	4,4	5,4	mb.	Steel liner back end
1	Blue recommended for wire 0,6-0,8mm		15-58-008	15-59-008	15-60-008	15-61-008	15-62-012
	Red recommended for wire 1,0-1,2mm		15-58-012	15-59-012	15-60-012	15-61-012	15-62-012
	Yellow recommended for wire 1,6mm		15-58-016	15-59-016	15-60-016	15-61-016	15-62-016
2	Blue recommended for wire 0,6-0,8mm		25-58-008	25-59-008	25-60-008	25-61-008	25-62-012
	Red recommended for wire 1,0-1,2mm		25-58-012	25-59-012	25-60-012	25-61-012	25-62-012
	Yellow recommended for wire 1,6mm		25-58-016	25-59-016	25-60-016	25-61-016	25-62-016
3	Recommended for wire 1,0mm-1,2mm		51-58-012	51-59-012	51-60-012	51-61-012	51-62-012
	Recommended for wire 1,6mm		51-58-016	51-59-016	51-60-016	51-61-016	51-62-016

NO.	DESCRIPTION	CODE			
		Length [m]	3,5	4,5	5,5
4	Recommended for wire 1,0mm-1,2mm		26-58-012	26-59-012	26-60-012
	Recommended for wire 1,6mm		26-58-016	26-59-016	26-60-016